

August 2014

United States Bankruptcy Court
Eastern District of Washington

Beverly A. Benka
Clerk of Court

United States Bankruptcy Court
 Eastern District of Washington
 CM/ECF 2014

Bankruptcy Cases Filed - by Judge

	Jan	Feb	Mar	Apr	May	Jun	Jul	Aug	Sep	Oct	Nov	Dec	Total
Judge Kurtz													
Ch 7	132	132	171	141	132	121	135	109					1073
Ch 11	1	1	2	0	0	0	1	0					5
Ch 12	0	0	0	0	0	0	0	0					0
Ch 13	58	40	56	40	42	22	37	28					323
Total	191	173	229	181	174	143	173	137	0	0	0	0	1401

Judge Corbit

Ch 7	147	152	239	228	198	186	151	155					1456
Ch 11	0	1	1	2	0	2	0	1					7
Ch 12	0	0	0	1	0	0	0	1					2
Ch 13	27	25	32	40	40	36	51	44					295
Total	174	178	272	271	238	224	202	201	0	0	0	0	1760

Judge Rossmeissl

Ch 7	0	0	0	0	0	0	0	0					0
Ch 11	0	0	0	0	0	0	0	0					0
Ch 12	0	0	0	0	0	0	0	0					0
Ch 13	0	0	0	0	0	0	0	0					0
Total	0	0	0	0	0	0	0	0	0	0	0	0	0

Adversary Proceedings Filed - by Judge

	Jan	Feb	Mar	Apr	May	Jun	Jul	Aug	Sep	Oct	Nov	Dec	Total
Judge Kurtz	5	8	3	7	4	1	1	1					30
Judge Corbit	4	3	2	5	1	4	3	2					24
Judge Rossmeissl	0	0	0	0	0	0	0	0					0

United States Bankruptcy Court
 Eastern District of Washington
 CM/ECF 2014

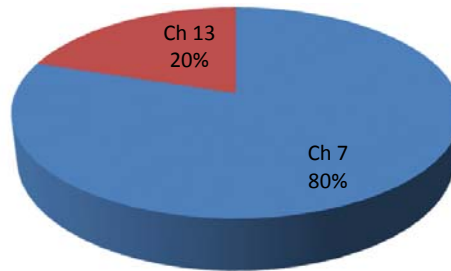
Judge Assignment Comparison					
	2012	2013	2014 YTD	Trailing 12 Months	2014 Projected
Judge Kurtz					
Ch 7	2030	1909	1073	1705	1613
Ch 11	11	13	5	9	8
Ch 12	5	1	0	1	0
Ch 13	668	657	323	558	483
Total Filings	2714	2580	1401	2273	2104
Adversary	60	83	30	79	39
Judge Corbit					
Ch 7	0	627	1456	2111	2178
Ch 11	0	3	7	9	9
Ch 12	0	0	2	1	3
Ch 13	0	112	295	399	449
Total Filings	0	742	1760	2520	2639
Adversary	0	19	24	48	42

Judge Assignment Comparison (%)					
	2012	2013	2014 YTD	Trailing 12 Months	2014 Projected
Judge Kurtz					
Ch 7	100.0%	75.3%	42.4%	44.7%	42.5%
Ch 11	100.0%	81.3%	41.7%	50.0%	47.1%
Ch 12	100.0%	100.0%	0.0%	50.0%	0.0%
Ch 13	100.0%	85.4%	52.3%	58.3%	51.8%
Total Filings	100.0%	77.7%	44.3%	47.4%	44.4%
Adversary	100.0%	81.4%	55.6%	62.2%	48.1%
Judge Corbit					
Ch 7	0.0%	24.7%	57.6%	55.3%	57.5%
Ch 11	0.0%	18.8%	58.3%	50.0%	52.9%
Ch 12	0.0%	0.0%	100.0%	50.0%	100.0%
Ch 13	0.0%	14.6%	47.7%	41.7%	48.2%
Total Filings	0.0%	22.3%	55.7%	52.6%	55.6%
Adversary	0.0%	18.6%	44.4%	37.8%	51.9%

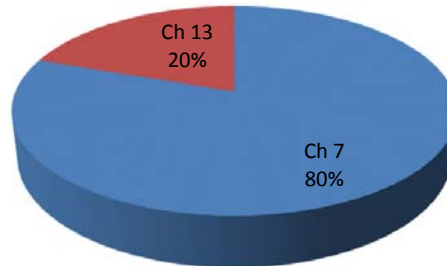
Comparative Data

	2012	2013	Jan-Aug '13	2014 YTD	Trailing 12 Months	2014 Projected
Ch 7	4359	4004	2776	2529	3816	3791
Ch 11	23	25	17	12	18	17
Ch 12	5	1	1	2	2	3
Ch 13	1077	1027	716	618	957	932
Total Filings	5464	5057	3510	3161	4793	4743
Adversary	124	127	57	54	127	81

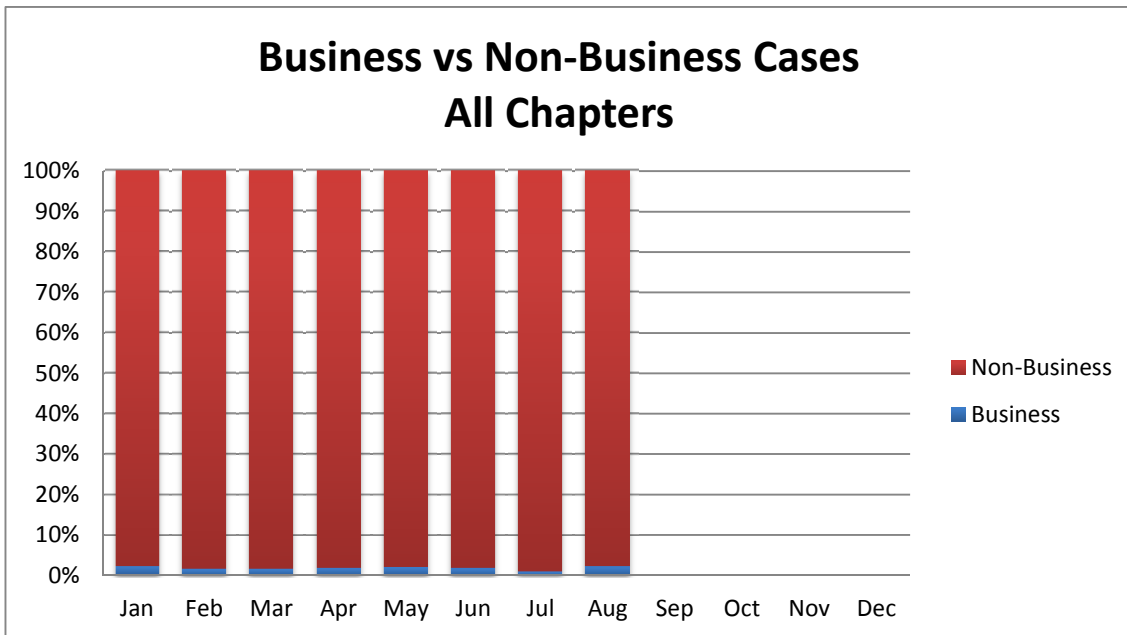
**Trailing 12 Months
Ch 7 vs Ch 13**



**2013 Projected
Ch 7 vs Ch 13**



Business vs Non-Business/Consumer Case Filings													
	Jan	Feb	Mar	Apr	May	Jun	Jul	Aug	Sep	Oct	Nov	Dec	Total
New Cases - Business and Non-Business/Consumer													
Ch 7													
Business:	5	4	6	6	8	4	3	4					40
Non-Business:	274	280	404	363	322	303	283	260					2489
Total:	279	284	410	369	330	307	286	264	0	0	0	0	2529
Ch 11													
Business:	1	1	3	2	0	2	1	1					11
Non-Business:	0	1	0	0	0	0	0	0					1
Total:	1	2	3	2	0	2	1	1	0	0	0	0	12
Ch 12													
Business:	0	0	0	1	0	0	0	1					2
	0	0	0	1	0	0	0	1	0	0	0	0	2
Ch 13													
Business:	3	1	0	0	1	1	0	2					8
Non-Business:	82	64	88	80	81	57	88	70					610
Total:	85	65	88	80	82	58	88	72	0	0	0	0	618
Total Business	9	6	9	9	9	7	4	8	0	0	0	0	61
Total Non-Business	356	345	492	443	403	360	371	330	0	0	0	0	3100
Total Filings	365	351	501	452	412	367	375	338	0	0	0	0	3161



United States Bankruptcy Court
 Eastern District of Washington
 CM/ECF 2014

Pro Se Filings													
	Jan	Feb	Mar	Apr	May	Jun	Jul	Aug	Sep	Oct	Nov	Dec	Total
New Cases - Pro Se Filings													
Ch 7	21	16	18	11	16	21	14	21					138
Ch 11	0	0	1	0	0	0	0	0					1
Ch 12	0	0	0	0	0	0	0	0					0
Ch 13	2	5	3	2	2	6	4	5					29
Total:	23	21	22	13	18	27	18	26	0	0	0	0	168

IFPs													
	Jan	Feb	Mar	Apr	May	Jun	July	Aug	Sep	Oct	Nov	Dec	Total
IFP Applications Filed													
IFPs	26	29	31	31	23	28	21	28					217

Closed Without Discharge													
	Jan	Feb	Mar	Apr	May	Jun	July	Aug	Sep	Oct	Nov	Dec	Total
Closed Without Discharge													
Closed	8	7	3	6	4	11	10	10					59

United States Bankruptcy Court
 Eastern District of Washington
 CM/ECF 2014

Reaffirmation Agreements													
	Jan	Feb	Mar	Apr	May	Jun	Jul	Aug	Sep	Oct	Nov	Dec	Total
Representation													
Attorney	171	150	122	148	161	157	131	156					1196
Pro Se	3	14	3	1	7	7	10	7					52
Total:	174	164	125	149	168	164	141	163	0	0	0	0	1248

	Jan	Feb	Mar	Apr	May	Jun	Jul	Aug	Sep	Oct	Nov	Dec	Total
Type of Property													
Real	34	36	34	23	31	26	29	3					216
Personal	140	128	91	126	137	138	112	160					1032
Total:	174	164	125	149	168	164	141	163	0	0	0	0	1248

	Jan	Feb	Mar	Apr	May	Jun	Jul	Aug	Sep	Oct	Nov	Dec	Total
Judicial Action													
No Judicial Action	167	137	120	144	149	147	122	7					993
Judicial Action	2	7	6	10	10	19	12	14					80
Total:	169	144	126	154	159	166	134	21	0	0	0	0	1073

	Jan	Feb	Mar	Apr	May	Jun	Jul	Aug	Sep	Oct	Nov	Dec	Total
Judicial Action													
Rebuttals	0	0	0	0	0	0	0	0					0
Set for Hearing	1	5	4	0	9	8	9	4					40
Total:	1	5	4	0	9	8	9	4	0	0	0	0	40

	Jan	Feb	Mar	Apr	May	Jun	July	Aug	Sep	Oct	Nov	Dec	Total
Deficiencies													
Notices	6	8	9	0	3	7	7	0					40

Chapter 13 Activity													
	Jan	Feb	Mar	Apr	May	Jun	Jul	Aug	Sept	Oct	Nov	Dec	Total
YAKIMA													
Cases Filed	43	24	56	40	42	22	37	28					292
Cases Confirmed	47	36	28	29	42	37	59	33					311
Unconfirmed 1-90	41	36	38	30	52	48	15	20					280
Unconfirmed 91+	9	8	8	6	7	8	8	8					62
WENATCHEE													
Cases Filed	7	1	3	0	5	2	2	4					24
Cases Confirmed	7	1	2	2	3	3	1	3					22
Unconfirmed 1-90	4	4	7	7	5	2	2	2					33
Unconfirmed 91+	2	2	2	0	1	2	2	2					13
TRI-CITIES													
Cases Filed	13	13	10	10	10	12	13	11					92
Cases Confirmed	14	3	6	7	10	6	12	6					64
Unconfirmed 1-90	6	10	8	15	12	16	12	11					90
Unconfirmed 91+	5	5	5	5	5	4	4	3					36
MOSES LAKE													
Cases Filed	2	3	0	2	5	3	3	1					19
Cases Confirmed	6	2	1	2	2	0	4	2					19
Unconfirmed 1-90	2	1	4	2	1	5	4	2					21
Unconfirmed 91+	1	1	1	1	0	0	0	0					4
SPOKANE													
Cases Filed	20	24	19	28	20	19	33	28					191
Cases Confirmed	23	24	21	14	26	23	15	28					174
Unconfirmed 1-90	36	31	31	34	37	32	33	31					265
Unconfirmed 91+	5	3	3	5	7	7	6	5					41
DISTRICT-WIDE TOTALS													
Cases Filed	85	65	88	80	82	58	88	72	0	0	0	0	618
Cases Confirmed	97	66	58	54	83	69	91	72	0	0	0	0	590
Unconfirmed 1-90	89	82	88	88	107	103	66	66	0	0	0	0	689
Unconfirmed 91+	22	19	19	17	20	21	20	18	0	0	0	0	156

NOTE: Unconfirmed cases - range commences at date of meeting of creditors.

United States Bankruptcy Court
 Eastern District of Washington
 CM/ECF 2014

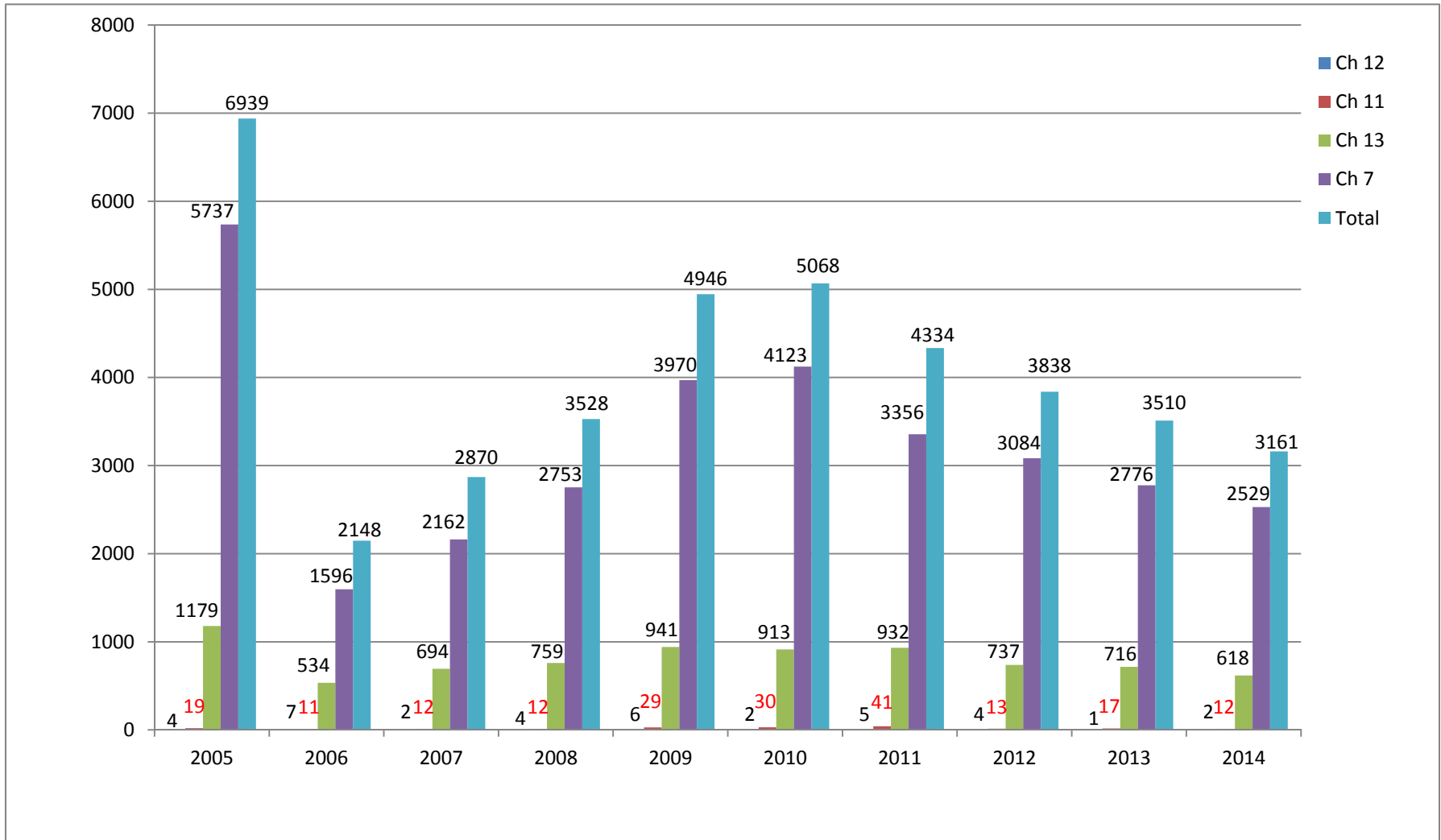
Judge Activity - B102													
	Jan	Feb	Mar	Apr	May	Jun	Jul	Aug	Sept	Oct	Nov	Dec	Total
Judge Kurtz													
Separate Days	14	9	13	14	14	12	12	12					100
Hours - Trials	0	0	9	2	0	1	7	0					19
Hours - Other Proceedings	21	20	18	17	16	14	14	13					133
Total Hours To Date	21	20	27	19	16	15	21	13	0	0	0	0	152
Judge Corbit													
Separate Days	10	13	14	11	11	8	6	9					82
Hours - Trials	9	6	4	4	3	5	1	3					35
Hours - Other Proceedings	18	15	17	10	18	13	15	13					119
Total Hours To Date	27	21	21	14	21	18	16	16	0	0	0	0	154
Judge Rossmeissl													
Separate Days	2	4	5	1	2	4	3	2					23
Hours - Trials	0	0	0	0	0	0	0	0					0
Hours - Other Proceedings	2	6	5	1	4	6	5	3					32
Out-Of-District	1	1	2	0	0	0	0	0					4
Total Hours To Date	3	7	7	1	4	6	5	3	0	0	0	0	36
Grand Totals													
Separate Days	26	54	32	26	27	24	21	23	0	0	0	0	233
Hours - Trials	9	6	13	6	3	6	8	3	0	0	0	0	54
Hours - Other Proceedings	42	42	42	28	38	33	34	29	0	0	0	0	288
Total Hours	51	48	55	34	41	39	42	32	0	0	0	0	342

UNITED STATES BANKRUPTCY COURT
EASTERN DISTRICT OF WASHINGTON

Year to Date (1/1 – 8/31)

2005 – 2014

Bankruptcy Cases



UNITED STATES BANKRUPTCY COURT

EASTERN DISTRICT OF WASHINGTON

Year to Date (1/1 – 8/31)

2005 – 2014

Adversary Proceedings

